



Making Model Sailing Boats

- Design, build and test your own model sailing boat.






Floating and sinking

Divide the items into two piles:

1) objects you think will float

2) objects you think will sink





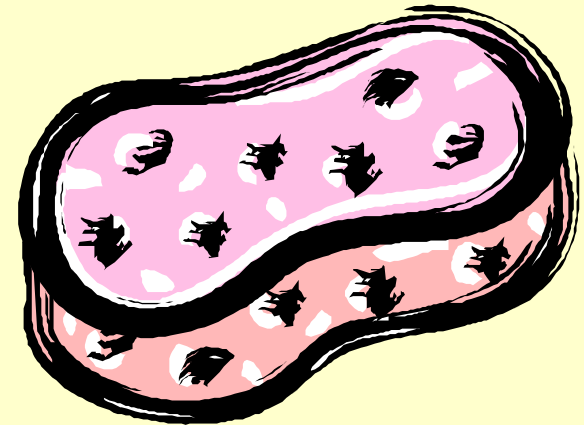
Testing your ideas

- Take it in turns to place an item in the water.
- Did any items not behave as you predicted?



Making predictions

What do you think will happen to the sponge over time if you leave it in the water?



Which items are made of:

- metal
- wood
- rock



Making predictions continued..

Can you predict if any of the following will float:

- a rock,



- a stick,



- A bicycle





Choosing materials for specific uses

Which of the materials might you use to make a model sailing boat, and why?



Which of the materials would you not use to make a model sailing boat, and why not?



Building model sailing boats

Look at the tools you have been given.

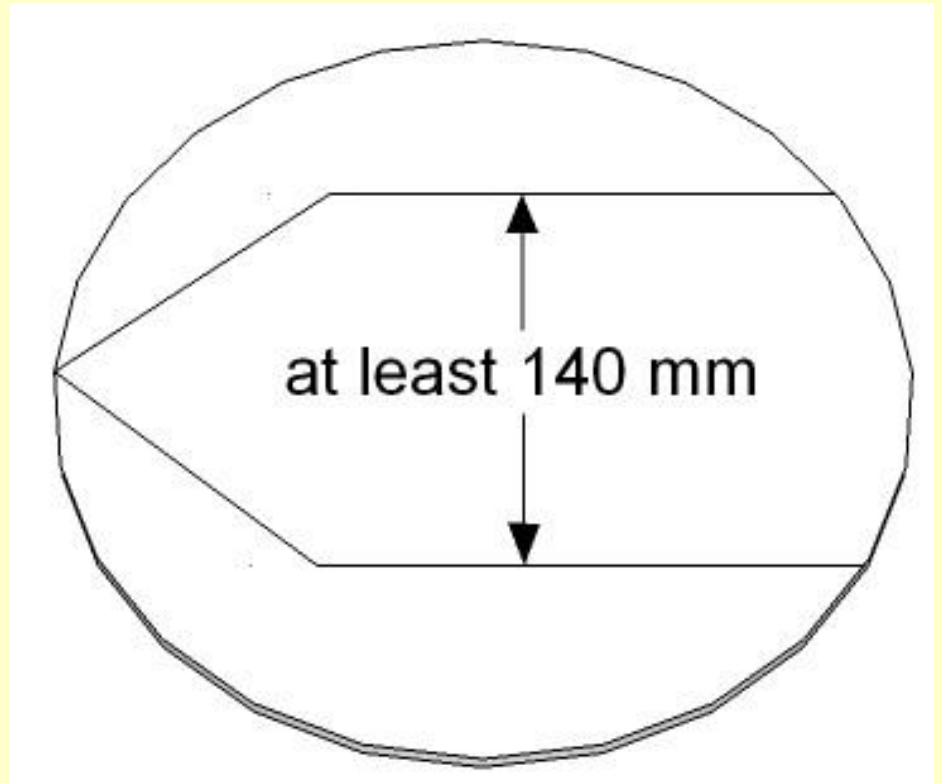
What hazards must you be aware of?





Drawing your boat base

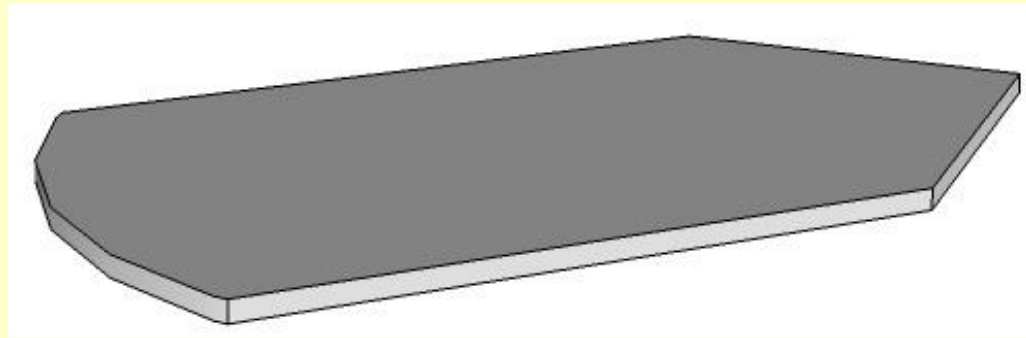
- Use a felt tip and ruler to draw this shape on your pizza base.
- Use the whole length of the pizza base, and make the boat quite wide.



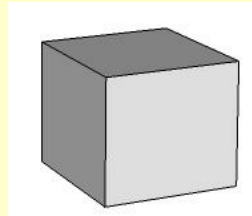


Cutting out your boat base

- Cut out the boat shape with the large scissors.



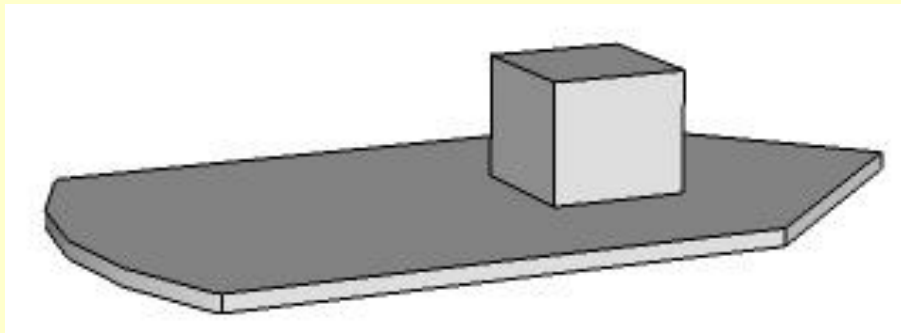
- Cut a cube out of the foam packaging material. It should be about 30 mm across. Try out different tools for cutting it.



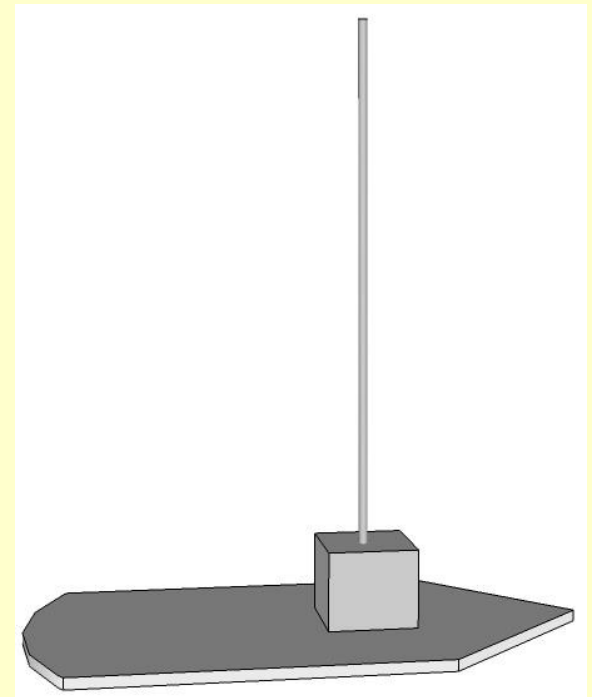


Assembling your boat

- Ask an adult to stick your foam cube firmly onto your boat base like this using the glue gun.



- Now press the pointed end of your skewer down firmly into the foam cube to make the mast.





Making the sail

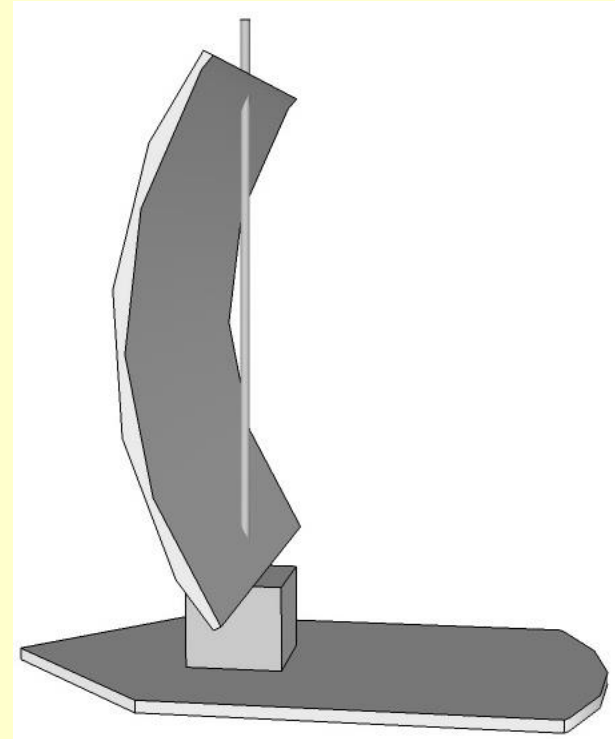
- Cut your sheet of coloured card so that it is shorter than the mast.
- Make a sail shape.
- Punch a hole in the middle of the top and bottom.
- Decorate your sail with the felt tip pens.





Testing your boat



- Slide the sail onto the skewer.
- Place the boat in the water tray and blow into the sail to try out your sailing boat.



- You can add a sailor, a flag or any other decorations you like.



Other fun design and build projects to be found in the Technology for Fun books, available from www.technologyforfun.co.uk



Copyright © Caroline Alliston 2012 (www.technologyforfun.co.uk)